



## Model Code F5399

date of issue 08-09-15  
 revision 00 of 26-02-20  
 (the present replaces any previous versions)

**Designer:** centro studi interno

**Structure:** pinewood, multilayer and plywood covered with polyurethane foam.

**Spring system:** elastic webbing.

**Seat Padding:** seat cushions in ecological polyurethane foam covered with 100% polyester layer.

**Back Padding:** back cushions and headrests in ecological polyurethane foam covered with 100% polyester layer.

**Arm Interior:** in ecological polyurethane foam covered with 100% polyester layer.

**Removability:** not available.

**Sewing:** leather coverings feasible with contrast stitching in the colors available; cuts and sewing vary on microfibre (or fabric) coverings.

**Mechanisms:** the model is equipped with manually liftable headrests on all versions. Electric recliner versions available with manually liftable headrests and electric recliner mechanisms operated by a Touch button, positioned on the seat sides. The depth of the model with open recliner is 150 cm. The height of the model with lifted headrests is 98 cm.

**Standard feet:** PM953 front feet and PM954 rear feet, both in shiny metal, h. 15 cm. Some versions may be equipped with hidden feet with a supporting structural function (PM701).

**Optional feet:** rosewood colored PL1033 beech-wood feet on front sides and rosewood colored PL983 beech-wood feet on rear sides, h 15 cm, also available in black, cherry, dark walnut, light walnut, silver and natural.

### Density of seat and back

Markets	Seat	Back
I	30 Medium	21
D - NL - CH		
USA - California		
GB	30 fire retardant	25 fire retardant
Others	30 Medium	21

Note: when no values/contents are specified in the chart, please refer to 'Others' field/area.

### Coverings

	suggested	not suggested	not possible
thick leathers	✓		
thin elastic leathers	✓		
natural leathers	✓		
fabric*	✓		
microfibre*	✓		
leather + split	✓		
DeLuxe			✓
multi colour			✓
multi-category			
multi covering			✓

Please note: for not removable models, only one colour fabric covers are available.

\* fabrics and microfibers are not available for the U.K. market

### Multicovering / Components / Optional vers.



### Feet



PM953

PM954

PL1033

### Ottoman



With the reservation of carrying for production purposes and without advanced notices modifications on the materials, coverings and dimensions of the product as indicated in the relevant specification. The given dimensions and volume are of indicative value being subject to the production process tolerances.

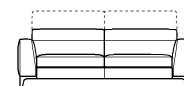
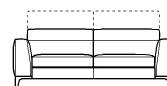
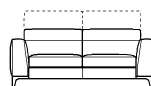
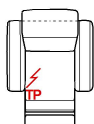
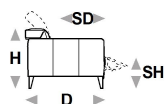


↑ fold following the dotted line ↑

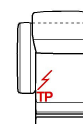
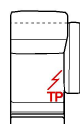

# raoul.premium 1032



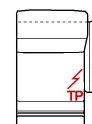
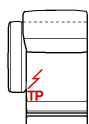
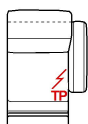
L Length - H Height - D Depth - SH Seat Height - SD Seat Depth  
Dimensions refer to maximum sizes of the version with closed mechanism (where available).



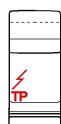
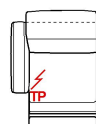
dimensions	L 110 H76 D100 SH44 SD57	L 110 H76 D100 SH44 SD57	L 184 H76 D100 SH44 SD57	L 204 H76 D100 SH44 SD57	L 220 H76 D100 SH44 SD57
version code	100	161	200	240	300
Description	chair	chair with elec.recl.	2 seater	2 1/2 seater	3 seater



L 75 H44 D65 SH- SD-	L 92 H76 D100 SH44 SD57	L 92 H76 D100 SH44 SD57	L 92 H76 D100 SH44 SD57	L 92 H76 D100 SH44 SD57	L 102 H76 D100 SH44 SD57
635	B 68	B 69	C 36	C 37	110
rectangular ottoman	mini chair raf	mini chair laf	rhf el.rec.mini chair	lhf el.rec.mini chair	1 right arm facing chair



L 102 H76 D100 SH44 SD57	L 102 H76 D100 SH44 SD57	L 102 H76 D100 SH44 SD57	L 110 H76 D100 SH44 SD57	L 110 H76 D100 SH44 SD57	L 110 H76 D100 SH44 SD57
120	173	174	114	124	612
1 left arm facing chair	elec.rec.chair 1arm raf	elec.rec.chair 1arm laf	rhf maxi chair	lhf maxi chair	1raf maxi chair rec.el



L 110 H76 D100 SH44 SD57	L 67 H76 D100 SH44 SD57	L 67 H76 D100 SH44 SD57	L 77 H76 D100 SH44 SD57	L 77 H76 D100 SH44 SD57	L 85 H76 D100 SH44 SD57
613	D 62	I 06	130	E 95	144
1laf maxi chair rec.el	small chair no arm	armless mini chair elec.rec.	chair without arm.	elec.recl.armless chair	maxi chair no arm

↓ fold following the dotted line ↓

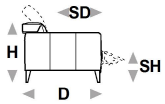


↑ fold following the dotted line ↑

# raoul.premium 1032



L Length - H Height - D Depth - SH Seat Height - SD Seat Depth  
Dimensions refer to maximum sizes of the version with closed mechanism (where available).



dimensions	L 85 H76 D100 SH44 SD57	L 159 H76 D100 SH44 SD57	L 159 H76 D100 SH44 SD57	L 159 H76 D100 SH44 SD57	L 159 H76 D100 SH44 SD57
version code	I82	210	220	395	396
Description	el.rec.arml.maxi chair	1right arm facing 2 str	1left arm facing 2 str	1rgt arm fac.2str elec.rec.	1lft arm fac.2str elec.rec.
L 179 H76 D100 SH44 SD57	L 179 H76 D100 SH44 SD57	L 179 H76 D100 SH44 SD57	L 179 H76 D100 SH44 SD57	L 195 H76 D100 SH44 SD57	L 195 H76 D100 SH44 SD57
251	252	G06	G07	310	320
1 right arm fac.2 1/2 str	1 left arm fac. 2 1/2 str	rhf 2 1/2 seater el.rec.	lhf 2 1/2 seater el.rec.	1right arm facing 3 str	1left arm facing 3 str
L 195 H76 D100 SH44 SD57	L 195 H76 D100 SH44 SD57	L 92 H76 D160 SH44 SD117	L 92 H76 D160 SH44 SD117	L 102 H76 D160 SH44 SD117	L 102 H76 D160 SH44 SD117
403	404	597	598	410	420
1rgt arm fac.3str elec.rec.	1lft arm fac.3str elec.rec.	mini chaise lon.rhf	mini chaise lon.lhf	chaise lon.rhf arm fac	chaise lon.lhf arm fac
L 110 H76 D160 SH44 SD117	L 110 H76 D160 SH44 SD117	L 227 H76 D100 SH44 SD57	L 227 H76 D100 SH44 SD57	L 100 H76 D100 SH44 SD57	L - H - D - SH - SD - Z02
601	602	043	044	040	252 + 410
maxi chaise lon.rgt arm fac.	maxi chaise lon.lft arm fac.	sq.cor.chr.sq.mer.rig.fac.	sq.cor.chr.sq.mer.le fac.	square corner	

↓ fold following the dotted line ↓

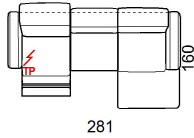
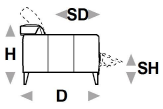


↑ fold following the dotted line ↑

# raoul.premium 1032



L Length - H Height - D Depth - SH Seat Height - SD Seat Depth  
Dimensions refer to maximum sizes of the version with closed mechanism (where available).



281

dimensions

L -  
H- D- SH- SD-

version code

V44

Description

g07 + 410

↓ fold following the dotted line ↓

