



Model Code F2536

revision 00 of 25-10-17
(the present replaces any previous versions)

Designer: centro studi interno

Structure: pinewood, beechwood, multilayer and plywood covered with polyurethane foam.

Spring system: elastic webbing

Seat Padding: seat cushions in ecological polyurethane foam covered with 100% polyester padding.

Back Padding: back cushions in ecological polyurethane foam covered with 100% polyester padding.

Arm Interior: armrests in mollapiuma (feather and synthetic fiberfill mix)

Removability: not available. Loose seat, back and armrest cushions.

Sewing: leather covers feasible with contrast stitching in the colors available; cuts and sewing vary on microfiber (or fabric) covers. The model features a decorative stitch (embroidery stitch n° 1_1 ago/needle) on the cushions.

Standard feet: PM1001, in mocha painted metal, h.17 cm, also available with shiny finish.

Density of seat and back

Markets	Seat	Back
I	35 Medium	24
D - NL - CH		
USA - California		
GB	37 fire retardant	27 fire retardant
Others	35 Medium	24

Note: when no values/contents are specified in the chart, please refer to 'Others' field/area.

Coverings

	suggested	not suggested	not possible
thick leathers	✓		
thin elastic leathers	✓		
natural leathers	✓		
fabric*	✓		
microfibre*	✓		
leather + split	✓		
DeLuxe			✓
multi colour			✓
multi-category			
multi covering			✓

Please note: for not removable models, only one colour fabric covers are available.

* fabrics and microfibers are not available for the U.K. market

Multicovering / Components / Optional vers.



N.1_1AGO

Feet



PM1001

Ottoman



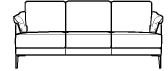
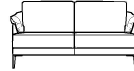
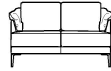
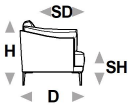
With the reservation of carrying for production purposes and without advanced notices modifications on the materials, coverings and dimensions of the product as indicated in the relevant specification. The given dimensions and volume are of indicative value being subject to the production process tolerances.

↑ fold following the dotted line ↑

fleur.cal 1106



L Length - H Height - D Depth - SH Seat Height - SD Seat Depth
Dimensions refer to maximum sizes of the version with closed mechanism (where available).



dimensions	L 82	L 132	L 162	L 182	L 186
	H82 D82 SH46 SD53	H82 D82 SH46 SD53	H82 D82 SH46 SD53	H82 D82 SH46 SD53	H82 D82 SH46 SD53
version code	100	200	240	300	346
Description	chair	2 seater	2 1/2 seater	3 seater	3/3 seater

↓ fold following the dotted line ↓

