

# cosmo sfod.cal 1020



## Model Code F2247

revision 00 of 08-04-15  
(the present replaces any previous versions)

**Designer:** centro studi interno

**Structure:** Pinewood, multilayer and plywood covered with polyurethane foam, lined with "non-woven fabric"

**Spring system:** Elastic webbing

**Seat Padding:** Seat cushions in ecological polyurethane foam and memory foam sheet, covered with 100% polyester padding, lined with "non-woven" fabric.

**Back Padding:** Feather mix back cushions.

**Arm Interior:** In ecological polyurethane foam, covered with 100% polyester padding, lined with "non-woven" fabric.

**Removability:** Entirely removable

**Standard feet:** The model is lifted 15 cm off the floor. Shiny metal PM805 feet, also available in gunmetal-grey.

**Optional versions:** Comfort headrest element (F55) in ecological polyurethane foam joined to a feather mix thin mattress, supported by an "adjustable" satinized metal structure (pog\_20\_24). The height of the model with comfort headrest is 104 cm.

### Density of seat and back

Markets	Seat	Back
I	35 + slowflex Medium	piuma
D - NL - CH		
USA - California		
GB	35 + slowflex fire retardant	piuma fire retardant
Others	35 + slowflex Medium	piuma

*Note: when no values/contents are specified in the chart, please refer to 'Others' field/area.*

### Coverings

	suggested	not suggested	not possible
thick leathers			✓
thin elastic leathers			✓
natural leathers			✓
fabric*	✓		
microfibre*	✓		
leather + split			✓
DeLuxe			✓
multicovering			✓
multicolour			✓

*Please note: for not removable models, only one colour fabric covers are available.*

*\* fabrics and microfibers are not available for the U.K. market*

### Multicovering / Components / Optional vers.



pog\_20\_24

#### Feet



PM805

#### Ottoman



With the reservation of carrying for production purposes and without advanced notices modifications on the materials, coverings and dimensions of the product as indicated in the relevant specification. The given dimensions and volume are of indicative value being subject to the production process tolerances.

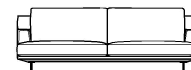
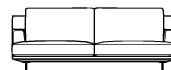
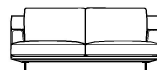
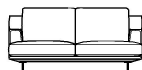
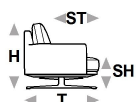


↑ fold following the dotted line ↑


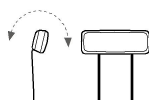
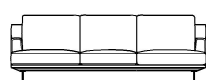
# cosmo sfod.cal 1020



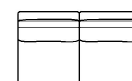
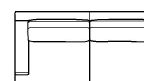
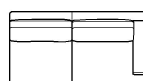
L Length - H Height - D Depth - SH Seat Height - SD Seat Depth  
Dimensions refer to maximum sizes.



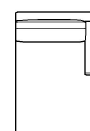
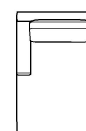
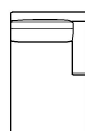
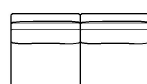
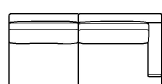
dimensions	L 95 H85 D96 SH44 SD56	L 170 H85 D96 SH44 SD56	L 190 H85 D96 SH44 SD56	L 210 H85 D96 SH44 SD56	L 230 H85 D96 SH44 SD56
version code	100	200	240	300	354
Description	chair	2 seater	2 1/2 seater	3 seater	3 seater maxi



L 298 H86 D96 SH44 SD56	L 57 H19 D16 SH- SD-	L 97 H44 D97 SH- SD-	L 96 H86 D96 SH44 SD56	L 96 H86 D96 SH44 SD56	L 106 H86 D96 SH44 SD56
M40	F55	560	B68	B69	110
xl 3/3 sofa	comfort headrest	big ottoman	mini chair raf	mini chair laf	1 right arm facing chair



L 106 H86 D96 SH44 SD56	L 78 H86 D96 SH44 SD56	L 88 H86 D96 SH44 SD56	L 174 H86 D96 SH44 SD56	L 174 H86 D96 SH44 SD56	L 156 H86 D96 SH44 SD56
120	D62	130	251	252	243
1 left arm facing chair	small chair no arm	chair without armr.	1 right arm fac. 2 1/2 str	1 left arm fac. 2 1/2 str	2 1/2 seater with no armrests



L 194 H86 D96 SH44 SD56	L 194 H86 D96 SH- SD-	L 176 H86 D96 SH- SD-	L 96 H86 D156 SH44 SD116	L 96 H86 D156 SH44 SD116	L 106 H86 D156 SH44 SD116
310	320	330	597	598	410
1 right arm facing 3 str	1 left arm facing 3 str	3 str with no armrests	mini chaise lon.rhf	mini chaise lon.lhf	chaise lon.rhf arm fac

↓ fold following the dotted line ↓

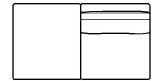
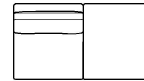
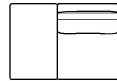
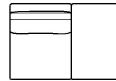
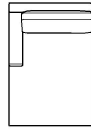
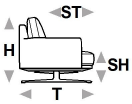


↑ fold following the dotted line ↑

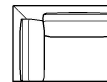
# cosmo sfod. cal 1020



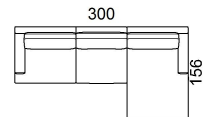
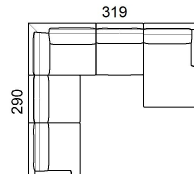
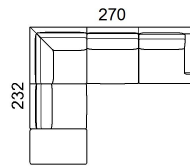
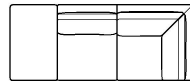
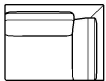
L Length - H Height - D Depth - SH Seat Height - SD Seat Depth  
Dimensions refer to maximum sizes.



dimensions	L 106 H86 D156 SH44 SD116	L 138 H86 D96 SH44 SD56	L 138 H86 D96 SH44 SD56	L 174 H86 D96 SH44 SD56	L 174 H86 D96 SH44 SD56
version code	420	M62	M63	168	169
Description	chaise lon.lft arm fac	rhf mini mer.end arml.chair	lhf mini mer.end arml.chair	chr no arms mer.rgt fac.ter.	chr no arms mer.lft fac. term.



L 213 H86 D96 SH44 SD56 M46	L 213 H86 D96 SH44 SD56 M47	L 231 H86 D96 SH44 SD56 M42	L 231 H86 D96 SH- SD- M43	L 125 H86 D96 SH44 SD56 010	L 94 H86 D94 SH44 SD56 040
rhf long sq.corn.armless ch.	lhf long sq.corn.armless ch.	long.sq.corner rhf chair	long.sq.corner lhf chair	square corner longside right	square corner



L 125 H86 D96 SH44 SD56 011	L 232 H86 D96 SH44 SD56 043	L 232 H86 D96 SH44 SD56 044	L - H- D- SH- SD- W40	L - H- D- SH- SD- W54	L - H- D- SH- SD- W55
square corner longside left	sq.cor.chr.sq.mer. rig.fac.	sq.cor.chr.sq.mer.le fac.	251 + 044	320 + 010 + 130 + 410	320 + 410

↓ fold following the dotted line ↓

